




DOMINUS™  
BATHROOM ACCESSORIES

F I N E S S E

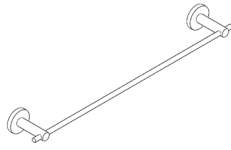
F I N E S S E



DOMINUS BATHROOM ACCESSORIES REPRESENT THE PINNACLE OF REFINEMENT, WITH CLASSIC INSPIRATION MEETING THE MODERNITY OF TOMORROW'S WORLD. THEIR STRENGTH, BEAUTY AND PURITY LIES IN THEIR CRAFTSMANSHIP, QUALITY FINISHES, PURITY IN MATERIALS, SECURE FIXING SYSTEMS AND SOLID FUNCTIONALITY.

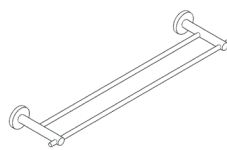
DOMLINE (PTY) LTD TEL: +27 21 852 2017  
INFO@DOMLINE.CO.ZA | WWW.DOMLINE.CO.ZA

SINGLE TOWEL RAIL 90 X 600/800/250mm



FIN01A / FIN01B / FIN04C

DOUBLE TOWEL RAIL 145 X 600/800mm




FIN02A / FIN02B

TOWEL RING 85 X 150mm



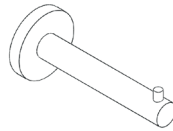
FIN03

TOILET ROLL HOLDER 76 X 218mm



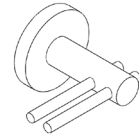
FIN04

SPARE PAPER HOLDER 135mm



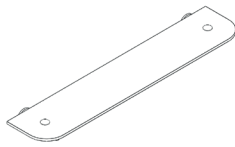
FIN04A

TOOTHBRUSH HOLDER 73 X 80mm



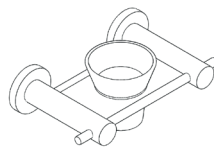
FIN05

GLASS SHELF 130 X 600mm



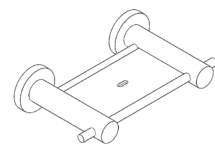
FIN06

TUMBLER HOLDER 105 X 155mm



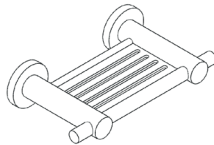
FIN06B

SOAP DISH 105 X 130mm



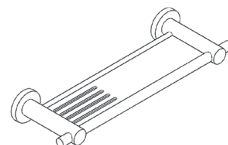
FIN07

SOAP RACK 105 X 155/320mm



FIN07A / FIN07B

COMBO SOAP RACK / SHELF 105 X 320mm



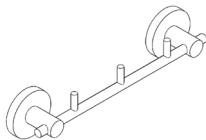
FIN07D

ROBE HOOK 52 X 39mm



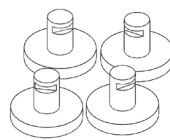
FIN08

TRIPLE ROBE HOOK 47 X 210 X 37mm



FIN08T

MIRROR HOLDERS - SET OF 4 (5mm GLASS) 53mm



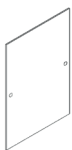
FIN09

MIRROR ROUND 500mm



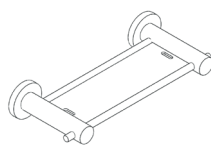
FIN09MA

MIRROR RECTANGULAR 650 X 450mm



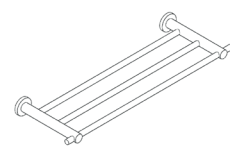
FIN09MB

SHOWER FOOT REST 105 X 220mm



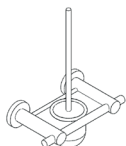
FIN11

TOWEL RACK - 3 BAR 230/90 X 600mm



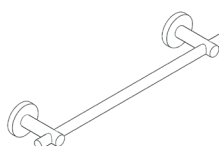
FIN20 / FIN20A

TOILET BRUSH SET 137 X 155mm



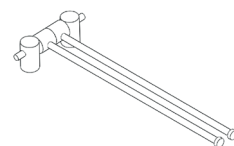
FIN26

GRAB RAIL 77 X 340mm



FIN30

SWIVEL TOWEL BAR - 2 ARM 380mm



WM620

## SPECIFICATIONS

- MANUFACTURED FROM BRASS | CHROMIUM-PLATED FINISH | ACRYLIC TUMBLERS IN CLEAR ACRYLIC FINISH | TOILET BRUSH CUPS IN PEARL FINISH
- APPROXIMATE DIMENSIONS | ITEMS WITH TWO BRACKETS ARE MEASURED FROM CENTRE TO CENTRE; MEASUREMENTS OF ITEMS WITH SINGLE BRACKETS ARE TAKEN FROM END TO END | THE STANDARD FIXING SYSTEM IS SUITABLE FOR MASONRY, REINFORCED DRYWALL AND SOLID WOOD WITH A MINIMUM THICKNESS OF 40MM | SPECIAL SIZES AND DESIGNS ARE AVAILABLE ON REQUEST.
- DOMINUS PRODUCTS ARE AVAILABLE FROM OUTLETS IN ALL MAJOR CENTRES. FOR FURTHER INFORMATION CONTACT DOMLINE TEL +27 21 852 2017 | FAX +27 21 852 4053 | INFO@DOMLINE.CO.ZA | WWW.DOMLINE.CO.ZA